

2024  MADE IN GERMANY

Water meter
installation sets.

E/E2

YOU CAN
COUNT
ON US.

CONTENT

Water meter installation sets- E & E2

General information	04
The new generation	05
Technical information	06
QUICKTURN-Kolbenventile	08
Overview product group E & E2	11
Product range	12

WATER METER INSTALLATION SETS - E

For the safe installation of the water meter

According to **DIN 1988-200**, holders for domestic water meters, e.g. water meter brackets, must be installed in new installations and when modifying old installations.

The BEULCO water meter connection sets are suitable for use in new buildings and renovations as well as for retrofitting in existing house installations.

Material

The BEULCO water meter installation sets are made of drinking water hygienically suitable, UBA-compliant material. The brackets are made of stainless steel (material 1.4301). All seals used comply with the KTW guideline of the German Federal Environment Agency. Our water meter installation sets are also available in a completely lead-free version (all components in contact with drinking water).

Features

To enable quick, professional and easy installation, the brackets are provided with cross slots on both sides to ensure optimum adjustment during installation. In addition, the sets are equipped with length compensation fittings, which guarantee optimal installation of the water meter. In order to make the sealing of the water meter connection set even easier during installation, the screw fittings are provided with a roughened external thread.

The extensive range of BEULCO water meter installation sets offers the right product for a wide variety of installation situations and requirements.

As standard, the water meter installation sets are equipped with a mounting set for fastening. If required, this can also be ordered separately (see product group G).

Information

All water meter installation sets offered here for horizontal installation are also suitable for vertical installation and vice versa. Please note the specified installation lengths.

Our offer

- Water meter connection set for horizontal or vertical installation. Rigid or adjustable according to the distance from the wall. Bracket in open or closed version
Information: With corresponding seal (see product group G model 6093) also suitable for heat meters.



- Water meter connection set for horizontal or vertical installation with free-flow valve on the inlet side and KFR valve on the outlet side. Rigid design or adjustable to suit the distance from the wall.



- Water meter connection set for horizontal installation with QUICKTURN- piston valves. Bracket in open variant.



THE NEW GENERATION - E2

Today planning for tomorrow - with the material of the future

The limit value for lead in drinking water is 0.01 mg/l according to the ordinance. Of this, 0.005 mg/can be eliminated by the waterworks, so that only 0.005 mg/l may then be introduced by the domestic installation. The fine line between „still permitted“ and „hazardous to health“ is then quickly crossed.

Every entry via the installation represents a risk that should not be underestimated. For this reason, precaution dictates that systems should be installed that are as safe as possible - preferably completely lead-free.

We at BEULCO want to protect human health. For this reason, clean and safe drinking water is the focus of our actions

Therefore, we completely dispense with lead in our optimized water meter installation sets and rely on the premium material for drinking water installations: CUPHIN.



Focus on sustainability - with a priority on safety.

Due to the low zinc content, Cuphin has a particularly high corrosion resistance. It easily complies with the specifications of DIN50916-T1 with regard to stress corrosion cracking.

The use of the new water meter connection sets is thus an investment in the future, because the special durability pays off.

The revised design of the stainless steel brackets gives them significantly more **stability**, so that greater **safety** is also guaranteed here during installation and operation.

The use of Cuphin as a brass material not only means that future legal requirements are already being observed, but also safety-related, hygienic and health-promoting aspects. The very high copper content of 75% makes a significant contribution to the

Drinking water is our most important food. It is therefore all the more important to protect drinking water in the best possible way, because in the end it is our environment and human health that are at stake.

When it comes to drinking water installations in buildings, hygienically and technically flawless products are indispensable in order to maintain the high quality standard of our drinking water.



hygiene of drinking water installations.

Cuphin is listed on the positive list of the German Federal Environment Agency as well as on the GMS list of the German Brass Sanitary Association and is thus demonstrably hygienically and technically suitable. Through the the use of Cuphin makes it possible for us to meet our high **quality requirements** even high quality standards.



Copper part 75%

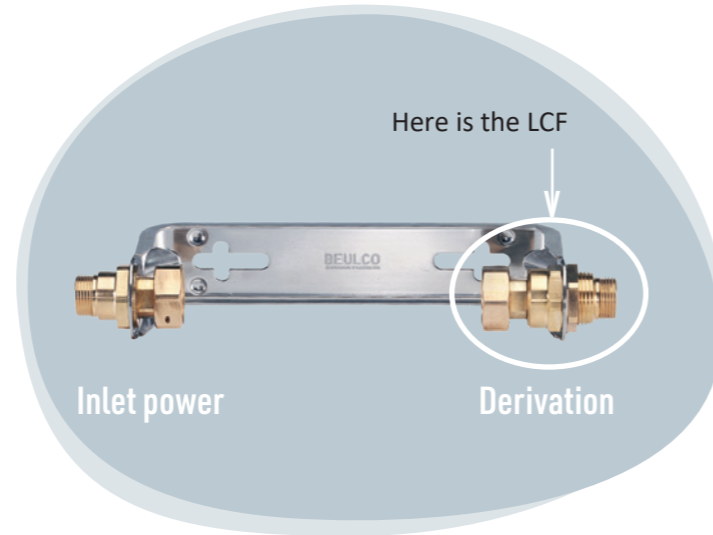
TECHNICAL INFORMATION

Length compensation fittings

The BEULCO water meter connection sets are offered with length compensation fittings (LCF) in the following designs:

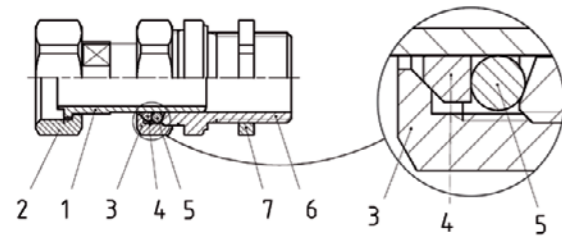
for water meter	Length compensation fitting
$Q_3 = 2,5$	B 61
$Q_3 = 4$	B 60 / B 61
$Q_3 = 10$	B 60
$Q_3 = 16$	B 60

In our article range starting on p. 12, you will find an overview of the old and new marking of water meters.



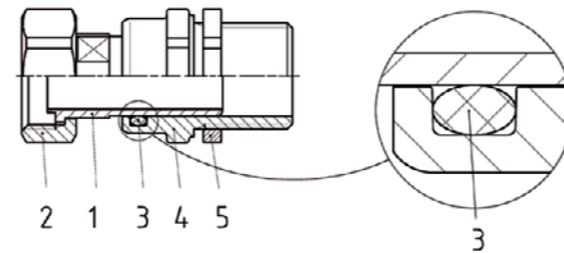
LCF B 60

Sealing is achieved by means of an O-ring. The tightening torque of the pressure nut against the housing makes the seal effective. This design allows easy access to the seal inside the LCF.



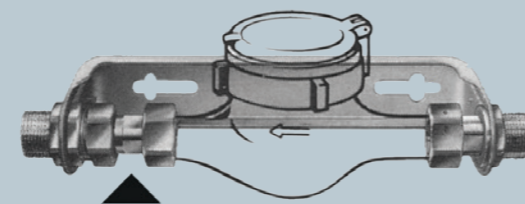
LCF B 61

Sealing is achieved by means of a chambered O-ring and is achieved by means of a specified contact pressure.



LCF with backflow preventer

If required, the length compensation fittings can be retrofitted with a corresponding sliding sleeve with integrated backflow preventer.



Sliding sleeve with backflow preventer (model 6094, see product group G)



QUICKTURN PISTON VALVES

Spacesaving. Simple. Safe. QUICK.

Either in new buildings or building renovations: Installations in confined spaces, possibly even overhead, pose real challenges for planners - and installers or municipal utilities as well. QUICKTURN piston valves are a unique solution. Extremely low installation heights simplify planning and installation.

Just a few turns and the valve is open or closed. The maintenance-free functional elements eliminate the need to replace valve bonnets

FOR MORE COMFORT. EVEN WHEN THINGS GET TIGHT.

Normative properties

QUICKTURN valves are tested according to:

- DIN 3546-1
- DVGW W 570-1
- DN 25 – DVGW registration no. NW - 6170BS0158
- DN 20 – DN 50 – DVGW registration no. NW - 6170BN0037



QUICKTURN PISTON VALVES

Spacesaving. Simple. Safe. QUICK.



The advantages

- easy operation due to ergonomically shaped handles
- quick actuation with only a few turns from „open“ to „closed“
- direction of rotation indication on the handle
- the labeling plate on the handle enables clear line identification
- non-rising upper part
- “dead space free“ upper part
- functional parts of the piston valve maintenance-free and permanently lubricated
- low overall height
- deposit-resistant sealing piston due to special profile
- pressure shock-free, fast and safe shut-off of line sections
- no need to replace upper parts at a later date

Technical data

- Approval of piston valves according to type and noise behavior: DIN-DVGW under No. NW-6170BS0158 and NW-6170BN0037, MPA NRW under No. PA-IX 6758/I and PA-IX 7892/I
- Use for drinking and hot water up to 90°C
- Operating pressure max. 16 bar
- Operating temperature max. 90°C
- Housing made of low-dezincification brass according to drinking water regulation DIN 50930-6, item 8.5 of 01.01.2003
- Flow rate values according to DIN 3546 part 1, in conjunction with DIN EN 1213 flow rate class Vb
- blue actuating handle made of glass-fiber reinforced plastic
- solid sealing piston with double-sealing EPDM-jacket
- materials used according to KTW recommendation
- max. flow rate value (Kv_3):
 - DN 20 = 13,7
 - DN 25 = 20,5
 - DN 32 = 39,8
 - DN 40 = 100,1
 - DN 50 = 85,3

WATER METER INSTALLATION SETS



OVERVIEW

Water meter installation sets - E & E2

Application ● DW = Drinking Water
● W = Water

Illustration	Description	Page
	WMIS bracket closed, rigid ●●	12
	WMIS bracket closed, adjustable ●●	13
	WMIS bracket open, rigid ●●	14/ 15
	WMIS bracket open, adjustable ●●	15
	WMIS bracket open, rigid lead-free ●●	16
	WMIS bracket open, adjustable lead-free ●●	16
	WMIS with free flow/KFR valves, bracket open, adjustable, lead-free ●●	17
	WMIS with free flow/KFR valves, bracket closed, adjustable, lead-free ●●	17
	WMIS vertical installation bracket closed, rigid ●●	18

Illustration	Description	Page
	WMIS vertical installation bracket open, rigid ●●	19
	WMIS vertical installation bracket open, adjustable ●●	19
	WMIS vertical installation bracket open, adjustable, lead-free ●●	20
	WMIS vertical installation bracket closed, rigid lead-free ●●	20
	WMIS with QUICKTURN valve bracket open, rigid ●●	25
	WMIS with QUICKTURN valve, bracket open, adjustable ●●	25
	Connectors for WMIS ●●	22 / 23
	Length adjusting fittings for WMIS ●●	23 / 24
	QUICKTURN inflow valve ●●	26
	QUICKTURN outflow valve ●●	27

WMIS = Water meter installation sets

WATER METER INSTALLATION

Bracket closed, rigid

with brackets made of stainless steel, material 1.4301, complete with mounting set model 6070E for fastening at the wall



Item may differ from the picture.

Model	Wall distance	Installation length	Water meter nominal size	Inflow	Outflow	DW	W	pkg. unit	EAN no. 4027848-
61010E	82 mm	165 mm	Q ₃ = 2,5 ND 1/2" LCF B 61	1/2"	1/2"	●	●	1	262199
61110E	82 mm	190 mm	Q ₃ = 4 ND 3/4" LCF B 61	3/4"	3/4"	●	●	1	262687
61110E	82 mm	190 mm	Q ₃ = 4 ND 3/4" LCF B 61	1"	1"	●	●	1	262700
61110E	82 mm	190 mm	Q ₃ = 4 ND 3/4" LCF B 61	1 1/4"	1 1/4"	●	●	1	262731
61110EK	82 mm	175 mm	ND 1" Überwurf- mutter 1 1/4" LCF B 61	1 1/4"	1 1/4"	●	●	1	272334
60110E	82 mm	190 mm	Q ₃ = 4 ND 3/4" LCF B 60	1"	1"	●	●	1	263769
60110E	82 mm	190 mm	Q ₃ = 4 ND 3/4" LCF B 60	1 1/4"	1"	●	●	1	263783
60110E	82 mm	190 mm	Q ₃ = 4 ND 3/4" LCF B 60	1 1/4"	1 1/4"	●	●	1	263790
60210E	87 mm	260 mm	Q ₃ = 10 ND 1" LCF B 60	1"	1"	●	●	1	264292
60210E	87 mm	260 mm	Q ₃ = 10 ND 1" LCF B 60	1 1/4"	1 1/4"	●	●	1	264315
60210E	87 mm	260 mm	Q ₃ = 10 ND 1" LCF B 60	1 1/2"	1 1/2"	●	●	1	264346
60310E	130 mm	300 mm	Q ₃ = 16 ND 1 1/2" LCF B 60	1 1/2"	1 1/2"	●	●	1	264780
60310E	130 mm	300 mm	Q ₃ = 16 ND 1 1/2" LCF B 60	2"	2"	●	●	1	264803

Information

All water meter connection sets offered here for horizontal installation are also suitable for vertical installation and vice versa. Please note the specified installation lengths.

Application ● DW = Drinking Water
● W = Water

New term	Old term
Q ₃ = 2,5	Qn 1,5
Q ₃ = 4	Qn 2,5
Q ₃ = 10	Qn 6
Q ₃ = 16	Qn 10

WATER METER INSTALLATION

Bracket closed, adjustable

with brackets made of stainless steel, material 1.4301, complete with mounting set model 6070E for wall mounting



Item may differ from the picture.

Model	Wall distance	Installation length	Water meter nominal size	Inflow	Outflow	DW	W	pkg. unit	EAN no. 4027848-
61112E	92-132 mm	190 mm	Q ₃ = 4 ND 3/4" LCF B 61	3/4"	3/4"	●	●	1	262779
61112E	92-132 mm	190 mm	Q ₃ = 4 ND 3/4" LCF B 61	1"	1"	●	●	1	262793
61112E	92-132 mm	190 mm	Q ₃ = 4 ND 3/4" LCF B 61	1 1/4"	1 1/4"	●	●	1	262823
60112E	92-132 mm	190 mm	Q ₃ = 4 ND 3/4" LCF B 60	1"	1"	●	●	1	263851
60112E	92-132 mm	190 mm	Q ₃ = 4 ND 3/4" LCF B 60	1 1/4"	1"	●	●	1	263875
60112E	92-132 mm	190 mm	Q ₃ = 4 ND 3/4" LCF B 60	1 1/4"	1 1/4"	●	●	1	263882
60212E	112-172 mm	260 mm	Q ₃ = 10 ND 1" LCF B 60	1"	1"	●	●	1	264384
60212E	112-172 mm	260 mm	Q ₃ = 10 ND 1" LCF B 60	1 1/4"	1"	●	●	1	264391
60212E	112-172 mm	260 mm	Q ₃ = 10 ND 1" LCF B 60	1 1/4"	1 1/4"	●	●	1	264407
60212E	112-172 mm	260 mm	Q ₃ = 10 ND 1" LCF B 60	1 1/2"	1 1/2"	●	●	1	264438
60312E	155-199 mm	300 mm	Q ₃ = 16 ND 1 1/2" LCF B 60	1 1/2"	1 1/2"	●	●	1	264810
60312E	155-199 mm	300 mm	Q ₃ = 16 ND 1 1/2" LCF B 60	2"	2"	●	●	1	264834

WATER METER INSTALLATION

Bracket open, rigid

with brackets made of stainless steel, material 1.4301, complete with mounting set model 6070E for wall mounting



Item may differ from the picture.

Model	Wall distance	Installation length	Water meter nominal size	Inflow	Outflow	DW	W	pkg. unit	EAN no. 4027848-
61020E	82 mm	165 mm	Q ₃ = 2,5 ND 1/2" LCF B 61	3/4"	3/4"	●	●	1	262335
61120E	82 mm	190 mm	Q ₃ = 4 ND 3/4" LCF B 61	3/4"	3/4"	●	●	1	262861
61120E	82 mm	190 mm	Q ₃ = 4 ND 3/4" LCF B 61	1"	3/4"	●	●	1	262878
61120E	82 mm	190 mm	Q ₃ = 4 ND 3/4" LCF B 61	1"	1"	●	●	1	262885
61120E	82 mm	190 mm	Q ₃ = 4 ND 3/4" LCF B 61	1 1/4"	1"	●	●	1	262908
61120E	82 mm	190 mm	Q ₃ = 4 ND 3/4" LCF B 61	1 1/4"	1 1/4"	●	●	1	262915
60120E	82 mm	190 mm	Q ₃ = 4 ND 3/4" LCF B 60	3/4"	3/4"	●	●	1	263400
60120E	82 mm	190 mm	Q ₃ = 4 ND 3/4" LCF B 60	1"	3/4"	●	●	1	263417
60120E	82 mm	190 mm	Q ₃ = 4 ND 3/4" LCF B 60	1"	1"	●	●	1	263424
60120E	82 mm	190 mm	Q ₃ = 4 ND 3/4" LCF B 60	1 1/4"	1 1/4"	●	●	1	263455
60120E	82 mm	190 mm	Q ₃ = 4 ND 3/4" LCF B 60	1 1/2"	1 1/2"	●	●	1	263486
60220E	87 mm	260 mm	Q ₃ = 10 ND 1" LCF B 60	1"	1"	●	●	1	263585
60220E	87 mm	260 mm	Q ₃ = 10 ND 1" LCF B 60	1 1/4"	1 1/4"	●	●	1	263608

Information

All water meter connection sets offered here for horizontal installation are also suitable for vertical installation and vice versa. Please note the specified installation lengths.

Application ● DW = Drinking Water
● W = Water

New term	Old term
Q ₃ = 2,5	Qn 1,5
Q ₃ = 4	Qn 2,5
Q ₃ = 10	Qn 6
Q ₃ = 16	Qn 10

Model	Wall distance	Installation length	Water meter nominal size	Inflow	Outflow	DW	W	pkg. unit	EAN no. 4027848-
60220E	87 mm	260 mm	Q ₃ = 10 ND 1" LCF B 60	1 1/2"	1 1/2"	●	●	1	263639
60220E	87 mm	260 mm	Q ₃ = 10 ND 1" LCF B 60	2"	2"	●	●	1	263653

Item may differ from the picture.

WATER METER INSTALLATION

Bracket open, adjustable

with brackets made of stainless steel, material 1.4301, complete with mounting set model 6070E for wall mounting



Model	Wall distance	Installation length	Water meter nominal size	Inflow	Outflow	DW	W	pkg. unit	EAN no. 4027848-
61122E	92-132 mm	190 mm	Q ₃ = 4 ND 3/4" LCF B 61	3/4"	3/4"	●	●	1	262953
61122E	92-132 mm	190 mm	Q ₃ = 4 ND 3/4" LCF B 61	1"	1"	●	●	1	262977
61122E	92-132 mm	190 mm	Q ₃ = 4 ND 3/4" LCF B 61	1 1/4"	1"	●	●	1	262991
61122E	92-132 mm	190 mm	Q ₃ = 4 ND 3/4" LCF B 61	1 1/4"	1 1/4"	●	●	1	263004
60122E	92-132 mm	190 mm	Q ₃ = 4 ND 3/4" LCF B 60	3/4"	3/4"	●	●	1	263929
60122E	92-132 mm	190 mm	Q ₃ = 4 ND 3/4" LCF B 60	1"	1"	●	●	1	263943
60122E	92-132 mm	190 mm	Q ₃ = 4 ND 3/4" LCF B 60	1 1/4"	1"	●	●	1	263967
60122E	92-132 mm	190 mm	Q ₃ = 4 ND 3/4" LCF B 60	1 1/4"	1 1/4"	●	●	1	263974
60222E	112-172 mm	260 mm	Q ₃ = 10 ND 1" LCF B 60	1"	1"	●	●	1	264469
60222E	112-172 mm	260 mm	Q ₃ = 10 ND 1" LCF B 60	1 1/4"	1 1/4"	●	●	1	264483
60222E	112-172 mm	260 mm	Q ₃ = 10 ND 1" LCF B 60	1 1/2"	1 1/2"	●	●	1	264513
60222E	112-172 mm	260 mm	Q ₃ = 10 ND 1" LCF B 60	2"	2"	●	●	1	264537

WATER METER INSTALLATION

Bracket open, rigid

with brackets made of stainless steel, material 1.4301, complete with mounting set model 6070E for wall mounting made of **lead-free** and dezincification-resistant brass



Item may differ from the picture.

Model	Wall distance	Installation length	Water meter nominal size	Inflow	Outflow	DW	W	pkg. unit	EAN no. 4027848-
60120 BF	82 mm	190 mm	Q ₃ = 4 ND 3/4" LCF B 60	3/4"	3/4"	●	●	1	340934
60120 BF	82 mm	190 mm	Q ₃ = 4 ND 3/4" LCF B 60	1"	1"	●	●	1	340941
60120 BF	82 mm	190 mm	Q ₃ = 4 ND 3/4" LCF B 60	1 1/4"	1 1/4"	●	●	1	340958

WATER METER INSTALLATION

Bracket open, adjustable

with brackets made of stainless steel, material 1.4301, complete with mounting set model 6070E for wall mounting made of **lead-free** and dezincification-resistant brass



Model	Wall distance	Installation length	Water meter nominal size	Inflow	Outflow	DW	W	pkg. unit	EAN no. 4027848-
60122 BF	92-132 mm	190 mm	Q ₃ = 4 ND 3/4" LCF B 60	3/4"	3/4"	●	●	1	340965
60122 BF	92-132 mm	190 mm	Q ₃ = 4 ND 3/4" LCF B 60	1"	1"	●	●	1	340972
60122 BF	92-132 mm	190 mm	Q ₃ = 4 ND 3/4" LCF B 60	1 1/4"	1 1/4"	●	●	1	340989

Information

All water meter connection sets offered here for horizontal installation are also suitable for vertical installation and vice versa. Please note the specified installation lengths.

Application ● DW = Drinking Water
● W = Water

New term	Old term
Q ₃ = 2,5	Qn 1,5
Q ₃ = 4	Qn 2,5
Q ₃ = 10	Qn 6
Q ₃ = 16	Qn 10

WATER METER INSTALLATION

Bracket open, adjustable

with brackets made of stainless steel, material 1.4301, complete with mounting set model 6070E for wall mounting, inlet side with free-flow valve, outlet side with KFR valve with drain, both with rising stem made of **lead-free** and dezincification-resistant brass



Item may differ from the picture.

Model	Wall distance	Installation length	Water meter nominal size	Inflow	Outflow	DW	W	pkg. unit	EAN no. 4027848-
64022BF	92-132 mm	165 mm	Q ₃ = 2,5 ND 1/2" LCF B 61	3/4"	3/4"	●	●	1	391431
64122BF	92-132 mm	190 mm	Q ₃ = 4 ND 3/4" LCF B 60	3/4"	3/4"	●	●	1	391462
64122BF	92-132 mm	190 mm	Q ₃ = 4 ND 3/4" LCF B 60	1"	1"	●	●	1	391479
64122BF	92-132 mm	190 mm	Q ₃ = 4 ND 3/4" LCF B 60	1 1/4"	1 1/4"	●	●	1	391356
64222BF	112-172 mm	260 mm	Q ₃ = 10 ND 1" LCF B 60	1 1/4"	1 1/4"	●	●	1	391660
64222BF	112-172 mm	260 mm	Q ₃ = 10 ND 1" LCF B 60	1 1/2"	1 1/2"	●	●	1	391707

WATER METER INSTALLATION

Bracket closed, adjustable

with brackets made of stainless steel, material 1.4301, complete with mounting set model 6070E for wall mounting, inlet side with free-flow valve, outlet side with KFR valve with drain, both with rising stem made of **lead-free** and dezincification-resistant brass



Model	Wall distance	Installation length	Water meter nominal size	Inflow	Outflow	DW	W	pkg. unit	EAN no. 4027848-
64322BF	155-199 mm	300 mm	Q ₃ = 16 ND 1 1/2" LCF B 60	1 1/2"	1 1/2"	●	●	1	391721
64322BF	155-199 mm	300 mm	Q ₃ = 16 ND 1 1/2" LCF B 60	2"	2"	●	●	1	391059

WATER METER INSTALLATION

Bracket open, rigid - for vertical meter installation

with brackets made of stainless steel, material 1.4301, complete with mounting set model 6070E for wall mounting

Information: With the appropriate seal (see Product Group G Model 6093), the water meter connection sets are also suitable for heat meters.



Item may differ from the picture.

Model	Wall distance	Installation length	Water meter nominal size	Inflow	Outflow	DW	W	pkg. unit	EAN no. 4027848-
61011E	82 mm	105-110 mm	Q ₃ = 2,5 ND 1/2" LCF B 61	1/2"	1/2"	●	●	1	262434
61011E	82 mm	105-110 mm	Q ₃ = 2,5 ND 1/2" LCF B 61	3/4"	3/4"	●	●	1	262458
61111E	82 mm	105-110 mm	Q ₃ = 4 ND 3/4" LCF B 61	3/4"	3/4"	●	●	1	263042
61111E	82 mm	105-110 mm	Q ₃ = 4 ND 3/4" LCF B 61	1"	1"	●	●	1	263066
60111E	82 mm	105-110 mm	Q ₃ = 4 ND 3/4" LCF B 60	3/4"	3/4"	●	●	1	264018
60111E	82 mm	105-110 mm	Q ₃ = 4 ND 3/4" LCF B 60	1"	1"	●	●	1	264032
60311E	130 mm	200 mm	Q ₃ = 16 ND 1 1/2" LCF B 60	1 1/2"	1 1/2"	●	●	1	264841

Information

All water meter connection sets offered here for horizontal installation are also suitable for vertical installation and vice versa. Please note the specified installation lengths.

Application ● DW = Drinking Water
● W = Water

New term	Old term
Q ₃ = 2,5	Qn 1,5
Q ₃ = 4	Qn 2,5
Q ₃ = 10	Qn 6
Q ₃ = 16	Qn 10

WATER METER INSTALLATION

Bracket open, rigid - for vertical meter installation

with brackets made of stainless steel, material 1.4301, complete with mounting set model 6070E for wall mounting



Item may differ from the picture.

Model	Wall distance	Installation length	Water meter nominal size	Inflow	Outflow	DW	W	pkg. unit	EAN no. 4027848-
61021E	82 mm	105-110 mm	Q ₃ = 2,5 ND 1/2" LCF B 61	1/2"	1/2"	●	●	1	262564
61121E	82 mm	105-110 mm	Q ₃ = 4 ND 3/4" LCF B 61	1"	1"	●	●	1	263240
60121E	82 mm	105-110 mm	Q ₃ = 4 ND 3/4" LCF B 60	3/4"	3/4"	●	●	1	263493
60121E	82 mm	105-110 mm	Q ₃ = 4 ND 3/4" LCF B 60	1"	1"	●	●	1	263516
60121E	82 mm	105-110 mm	Q ₃ = 4 ND 3/4" LCF B 60	1 1/4"	1 1/4"	●	●	1	263547
60221E	87 mm	150 mm	Q ₃ = 10 ND 1" LCF B 60	1 1/4"	1 1/4"	●	●	1	263684

WATER METER INSTALLATION

Bracket open, adjustable - for vertical meter installation

with brackets made of stainless steel, material 1.4301, complete with mounting set model 6070E for wall mounting



Model	Wall distance	Installation length	Water meter nominal size	Inflow	Outflow	DW	W	pkg. unit	EAN no. 4027848-
61026E	92-132 mm	105-110 mm	Q ₃ = 2,5 ND 1/2" LCF B 61	1/2"	1/2"	●	●	1	262625
61126E	92-132 mm	105-110 mm	Q ₃ = 4 ND 3/4" LCF B 61	1"	1"	●	●	1	263332
61126E	92-132 mm	105-110 mm	Q ₃ = 4 ND 3/4" LCF B 61	1 1/4"	1"	●	●	1	263356
60126E	92-132 mm	105-110 mm	Q ₃ = 4 ND 3/4" LCF B 60	3/4"	3/4"	●	●	1	264193
60126E	92-132 mm	105-110 mm	Q ₃ = 4 ND 3/4" LCF B 60	1"	1"	●	●	1	264216

WATER METER INSTALLATION

Bracket open, adjustable - for vertical meter installation

with brackets made of stainless steel, material 1.4301,
complete with mounting set model 6070E for wall mounting,
inlet side with free-flow valve, outlet side with KFR valve with drain, both with
rising stem

made of **lead-free** and dezincification-resistant brass



Model	Wall distance	Installation length	Water meter nominal size	Inflow	Outflow	DW	W	pkg. unit	EAN no. 4027848-
64400BF	92-132 mm	105-110 mm	Q ₃ = 2,5 ND 1/2" LCF B 61	3/4"	3/4"	●	●	1	392551
64400BF	92-132 mm	105-110 mm	Q ₃ = 4 ND 3/4" LCF B 60	1"	1"	●	●	1	392568
64400BF	112-172 mm	150 mm	Q ₃ = 10 ND 1" LCF B 60	1 1/4"	1 1/4"	●	●	1	392575

Item may differ from the picture.

WATER METER INSTALLATION

Bracket closed, rigid - for vertical meter installation

with brackets made of stainless steel, material 1.4301,
complete with mounting set model 6070E for wall mounting,
inlet side with free-flow valve, outlet side with KFR valve with drain, both with
rising stem

made of **lead-free** and dezincification-resistant brass



Model	Wall distance	Installation length	Water meter nominal size	Inflow	Outflow	DW	W	pkg. unit	EAN no. 4027848-
64326BF	130 mm	200 mm	Q ₃ = 16 ND 1 1/2" LCF B 60	2"	2"	●	●	1	392582

Information

All water meter connection sets offered here for horizontal installation are also suitable for vertical installation and vice versa. Please note the specified installation lengths.

Application ● DW = Drinking Water
● W = Water

New term

Q₃ = 2,5
Q₃ = 4
Q₃ = 10
Q₃ = 16

Old term

Qn 1,5
Qn 2,5
Qn 6
Qn 10




CONNECTOR

for water meter installation sets




Item may differ from the picture.

Model	Water meter nominal size	Inflow	Outflow	DW	W	pkg. unit	EAN no. 4027848-
61040E	Q ₃ = 2,5	1/2"	-	●	⊙	5	152308
61040E	Q ₃ = 2,5	3/4"	-	●	⊙	5	152315
60140E	Q ₃ = 4	3/4"	-	●	⊙	5	151233
60140E	Q ₃ = 4	1 1/4"	-	●	⊙	5	151257
60140EK		1"	-	●	⊙	1	216963
60240E	Q ₃ = 10	1"	-	●	⊙	1	151271
60240E	Q ₃ = 10	1 1/4"	-	●	⊙	1	151288
60240E	Q ₃ = 10	1 1/2"	-	●	⊙	1	151295
60340E	Q ₃ = 16	1 1/2"	-	●	⊙	1	151349
60340E	Q ₃ = 16	2"	-	●	⊙	1	151356

CONNECTOR

for water meter installation sets

made of **lead-free** and **dezincification-resistant** brass



Model	Water meter nominal size	Inflow	Outflow	DW	W	pkg. unit	EAN no. 4027848-
60160BF	Q ₃ = 4	3/4"	-	●	⊙	5	347346
60160BF	Q ₃ = 4	1"	-	●	⊙	5	347360
60160BF	Q ₃ = 4	1 1/4"	-	●	⊙	5	347384

Information

All water meter connection sets offered here for horizontal installation are also suitable for vertical installation and vice versa. Please note the specified installation lengths.

Application ● DW = Drinking Water
 ⊙ W = Water

New term	Old term
Q ₃ = 2,5	Qn 1,5
Q ₃ = 4	Qn 2,5
Q ₃ = 10	Qn 6
Q ₃ = 16	Qn 10

CONNECTOR

for water meter installation sets

with one-piece socket



Item may differ from the picture.

Model	Water meter nominal size	Inflow	Outflow	DW	W	pkg. unit	EAN no. 4027848-
60160E	Q ₃ = 4	3/4"	-	●	⊙	5	326464
60160E	Q ₃ = 4	1"	-	●	⊙	10	275595
60160E	Q ₃ = 4	1 1/4"	-	●	⊙	5	326488
60260E	Q ₃ = 10	1 1/4"	-	●	⊙	1	326501

LENGTH ADJUSTING FITTINGS

for water meter installation sets



Model	LCF	Water meter nominal size	Inflow	Outflow	DW	W	pkg. unit	EAN no. 4027848-
61030E	B 61	Q ₃ = 2,5	-	1/2"	●	⊙	1	152193
61030E	B 61	Q ₃ = 2,5	-	3/4"	●	⊙	5	152209
61130E	B 61	Q ₃ = 4	-	3/4"	●	⊙	5	152223
61130E	B 61	Q ₃ = 4	-	1"	●	⊙	10	152230
61130E	B 61	Q ₃ = 4	-	1 1/4"	●	⊙	5	152247
60130E	B 60	Q ₃ = 4	-	3/4"	●	⊙	5	151103
60130E	B 60	Q ₃ = 4	-	1"	●	⊙	10	151110
60130E	B 60	Q ₃ = 4	-	1 1/4"	●	⊙	5	151127
60230E	B 60	Q ₃ = 10	-	1"	●	⊙	5	151141
60230E	B 60	Q ₃ = 10	-	1 1/4"	●	⊙	1	151158
60230E	B 60	Q ₃ = 10	-	1 1/2"	●	⊙	1	151165
60330E	B 60	Q ₃ = 16	-	1 1/2"	●	⊙	1	151219
60330E	B 60	Q ₃ = 16	-	2"	●	⊙	1	151226

LENGTH COMPENSATION FITTINGS

LCF B 60

for water meter installation set made of lead-free and dezincification resistant brass



Item may differ from the picture.

Model	Water meter nominal size	Inflow	Outflow	DW	W	pkg. unit	EAN no. 4027848-
60130BF	Q ₃ = 4	-	3/4"	●	●	5	347339
60130BF	Q ₃ = 4	-	1"	●	●	5	347353
60130BF	Q ₃ = 4	-	1 1/4"	●	●	5	347377

LENGTH COMPENSATION FITTINGS

LCF B 60

for water meter installation sets with screwable sleeve ND 3/4"



Model	Water meter nominal size	Inflow	Outflow	DW	W	pkg. unit	EAN no. 4027848-
60135	Q ₃ = 4	-	1"	●	●	5	151370

Information

All water meter connection sets offered here for horizontal installation are also suitable for vertical installation and vice versa. Please note the specified installation lengths.

Application ● DW = Drinking Water
● W = Water

New term	Old term
Q ₃ = 2,5	Qn 1,5
Q ₃ = 4	Qn 2,5
Q ₃ = 10	Qn 6
Q ₃ = 16	Qn 10

WATER METER INSTALLATION SETS WITH QUICKTURN PISTON VALVES

Bracket open, rigid

complete with mounting set model 6070E for wall mounting



Item may differ from the picture.

Model	Wall distance	Installation length	Water meter nominal size	Inflow	Outflow	DW	W	pkg. unit	EAN no. 4027848-
63120E	82 mm	190 mm	Q ₃ = 4 ND 3/4" LCF B 60	1"	1"	●	●	1	319503
63220E	87 mm	260 mm	Q ₃ = 10 ND 1" LCF B 60	1 1/4"	1 1/4"	●	●	1	326334

WATER METER INSTALLATION SETS WITH QUICKTURN PISTON VALVES

Bracket open, adjustable

complete with mounting set model 6070E for wall mounting



Model	Wall distance	Installation length	Water meter nominal size	Inflow	Outflow	DW	W	pkg. unit	EAN no. 4027848-
63122E	92-132 mm	190 mm	Q ₃ = 4 ND 3/4" LCF B 60	1"	1"	●	●	1	327201
63122E	92-132 mm	190 mm	Q ₃ = 4 ND 3/4" LCF B 60	1 1/4"	1 1/4"	●	●	1	332571
63122EK	92-132 mm	175 mm	ND 1" LCF B 60	1"	1"	●	●	1	329311

QUICKTURN INFLOW VALVE

without drain valve



Item may differ from the picture.

Model	Size	Water meter nominal size	DW	W	pkg. unit	EAN no. 4027848-
63041E	3/4" FT x 3/4" FT	DN 20	●	●	1	333622
63141E	1" FT x 1" FT	DN 25	●	●	1	320776
63241E	1 1/4" FT x 1 1/4" FT	DN 32	●	●	1	327171
63341E	1 1/2" FT x 1 1/2" FT	DN 40	●	●	1	333639
63441E	2" FT x 2" FT	DN 50	●	●	1	333646

QUICKTURN INFLOW VALVE

without drain valve, with connector



Model	Size	Water meter nominal size	DW	W	pkg. unit	EAN no. 4027848-
63140E	1"	Q ₃ = 4	●	●	1	355259
63240E	1 1/4"	Q ₃ = 10	●	●	1	326112

Information

All water meter connection sets offered here for horizontal installation are also suitable for vertical installation and vice versa. Please note the specified installation lengths.

Application ● DW = Drinking Water
● W = Water

New term	Old term
Q ₃ = 2,5	Qn 1,5
Q ₃ = 4	Qn 2,5
Q ₃ = 10	Qn 6
Q ₃ = 16	Qn 10

QUICKTURN OUTFLOW VALVE

with drain valve and test screw



Item may differ from the picture.

Model	Size	Water meter nominal size	DW	W	pkg. unit	EAN no. 4027848-
63031E	3/4" FT x 3/4" FT	DN 20	●	●	1	333653
63131E	1" FT x 1" FT	DN 25	●	●	1	327188
63231E	1 1/4" FT x 1 1/4" FT	DN 32	●	●	1	327195
63331E	1 1/2" FT x 1 1/2" FT	DN 40	●	●	1	333660
63431E	2" FT x 2" FT	DN 50	●	●	1	333677

QUICKTURN OUTFLOW VALVE

with drain valve and test screw
with integrated non-return valve and LCF



Model	Size	Water meter nominal size	DW	W	pkg. unit	EAN no. 4027848-
63130E	1"	Q ₃ = 4	●	●	1	326914

BEULCO® GmbH & Co. KG

Kölner Straße 92
D-57439 Attendorn

P.D. Box 1 20
D-57425 Attendorn

Tel. +49 2722 695-0

info@beulco.de
www.beulco.de/water